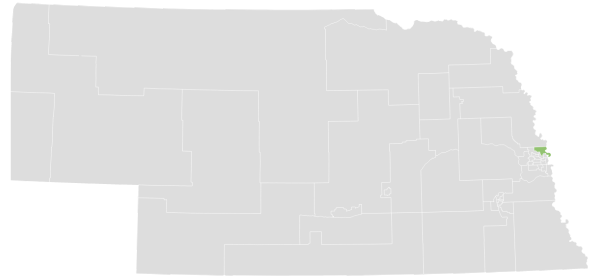
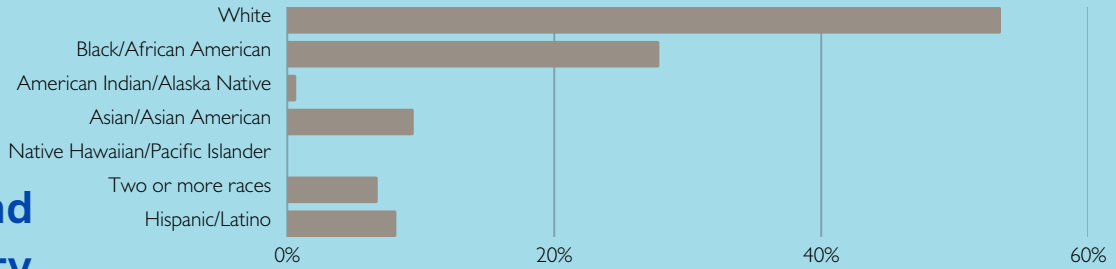


# DISTRICT 13

SEN. JUSTIN WAYNE



## Race and Ethnicity



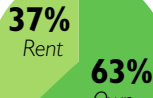
People of all races may identify as ethnically Hispanic or Latino so the percentages may not total 100

**49%**

Rental Cost Burden

**\$872**

Median Gross Rent



**\$137,400**

Median Home Value

**45%**

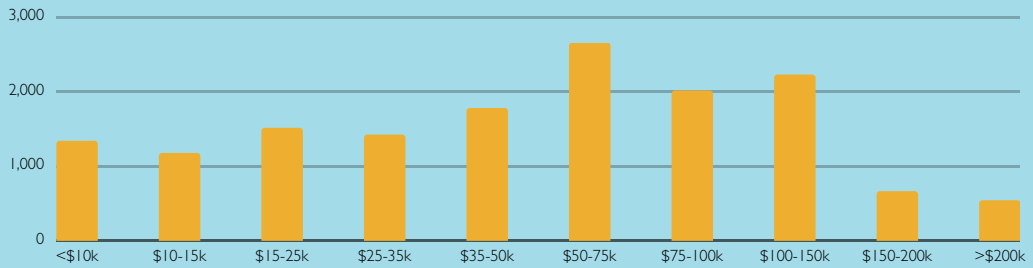
Mortgage Cost Burden

## Housing

Cost burden is the percentage of one's income going toward housing expenses

**\$53,419**

Median Income



Population by Income Group

## Income

**17%**

All People

**22%**

Children

**12%**

Seniors

## Poverty

Percentage with incomes below the federal poverty level (\$30,000 for a family of four in 2023)

Earned Income

Child

0% 10% 20% 30%

40%

30%

20%

10%

0%

High School

Bachelor's Degree

Graduate Degree

## Tax Credits Claimed

## Educational Attainment