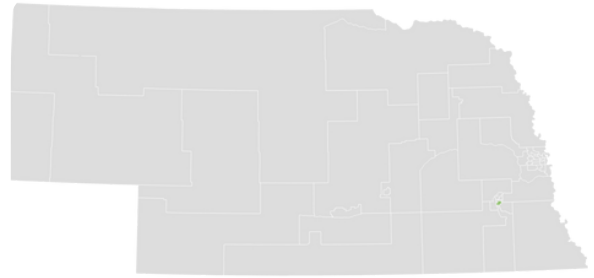
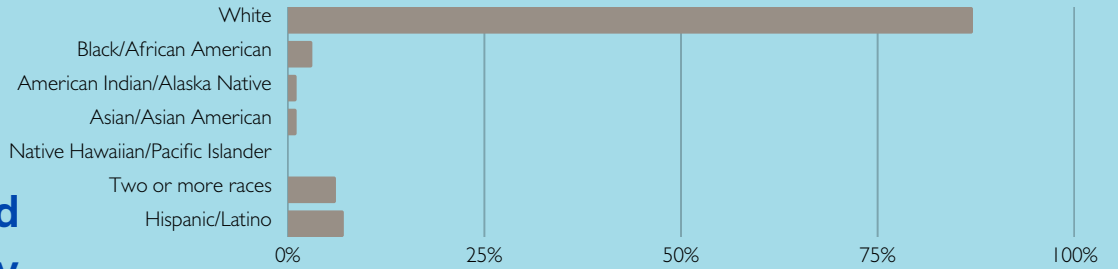


# DISTRICT 29

SEN. ELIOT BOSTAR



## Race and Ethnicity



People of all races may identify as Hispanic or Latino so the percentages may not total 100

**33%**

Rental Cost Burden

**\$939**

Median Gross Rent

**59%** Rent

**41%** Own

**\$172,800**

Median Home Value

**49%**

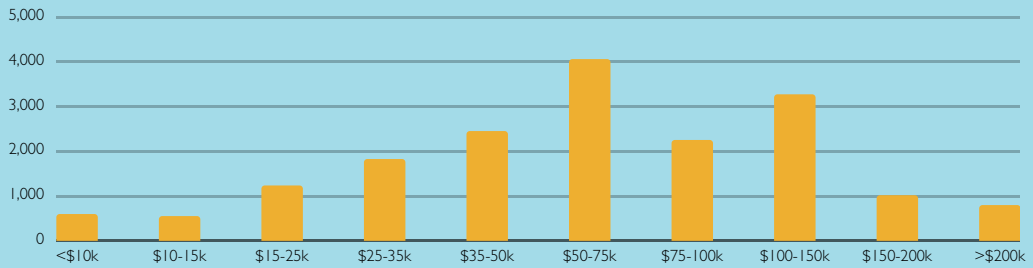
Mortgage Cost Burden

## Housing

Cost burden is the percentage of one's income going toward housing expenses

**\$64,610**

Median Income



Population by Income Group

## Income

**8%**

All People

**8%**

Children

**5%**

Seniors

## Poverty

Percentage with incomes below the federal poverty level (\$30,000 for a family of four in 2023)

Earned Income

Child

0% 5% 10% 15% 20% 25%

## Tax Credits Claimed

30%

20%

10%

0%

High School

Bachelor's Degree

Graduate Degree

## Educational Attainment