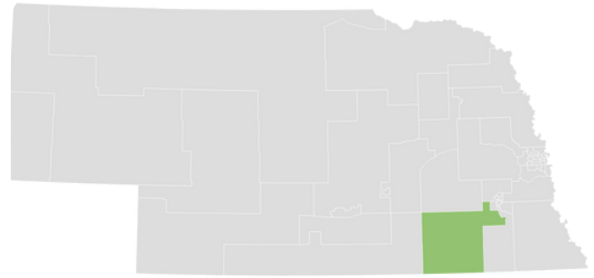
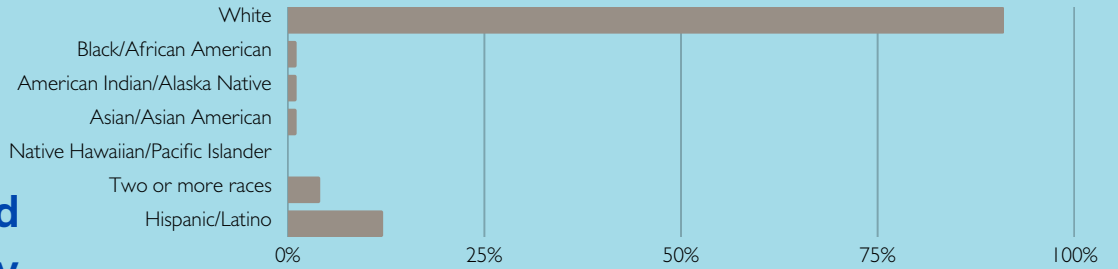


DISTRICT 32

SEN. TOM BRANDT



Race and Ethnicity



People of all races may identify as Hispanic or Latino so the percentages may not total 100

33%

Rental Cost Burden

\$701

Median Gross Rent

23% Rent
77% Own

\$132,800

Median Home Value

53%

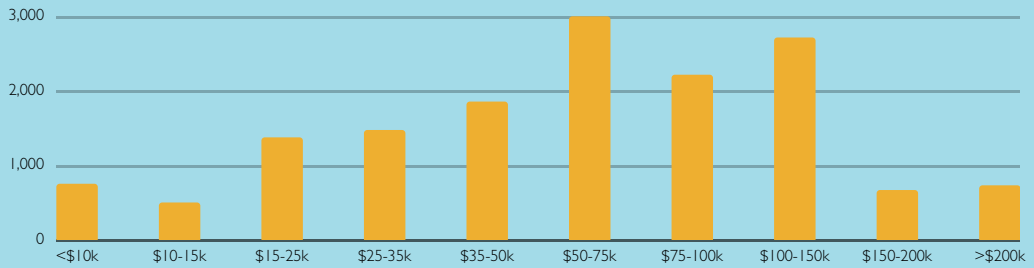
Mortgage Cost Burden

Housing

Cost burden is the percentage of one's income going toward housing expenses

\$63,621

Median Income



Population by Income Group

Income

10%

All People

10%

Children

9%

Seniors

Poverty

Percentage with incomes below the federal poverty level (\$30,000 for a family of four in 2023)

Earned Income

Child

0% 10% 20% 30%

Tax Credits Claimed

40%

30%

20%

10%

0%

High School

Bachelor's Degree

Graduate Degree

Educational Attainment