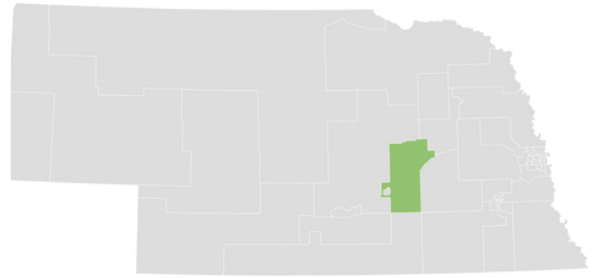
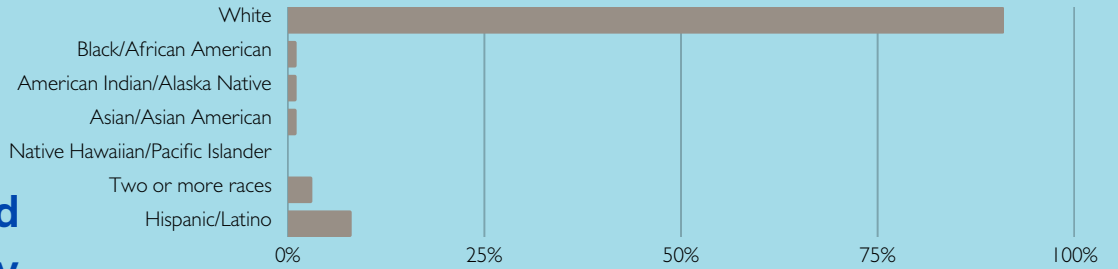


# DISTRICT 34

SEN. LOREN LIPPINCOTT



## Race and Ethnicity



People of all races may identify as Hispanic or Latino so the percentages may not total 100

**28%**

Rental Cost Burden

**\$833**

Median Gross Rent

**25%** Rent  
**75%** Own

**\$187,500**

Median Home Value

**55%**

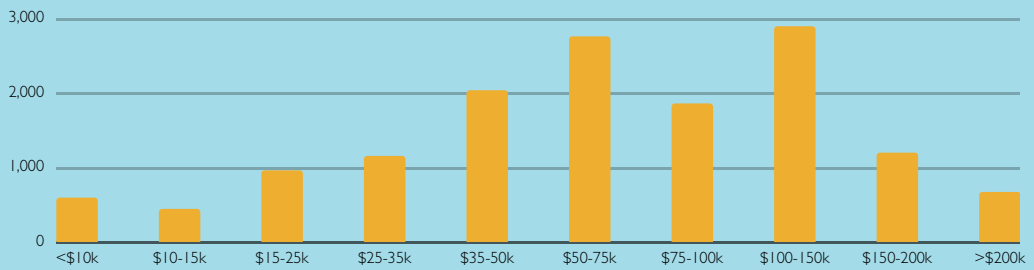
Mortgage Cost Burden

## Housing

Cost burden is the percentage of one's income going toward housing expenses

**\$68,030**

Median Income



## Income

Population by Income Group

**7%**

All People

**9%**

Children

**7%**

Seniors

## Poverty

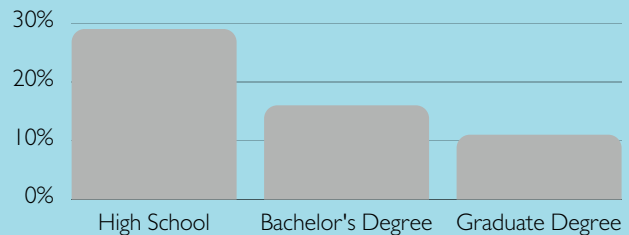
Percentage with incomes below the federal poverty level (\$30,000 for a family of four in 2023)

Earned Income

Child

0% 10% 20% 30%

## Tax Credits Claimed



## Educational Attainment