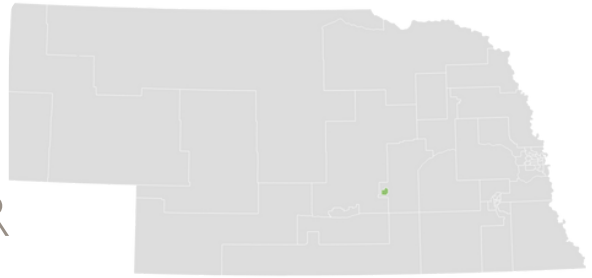



DISTRICT 35

SEN. RAYMOND AGUILAR



Race and Ethnicity



People of all races may identify as Hispanic or Latino so the percentages may not total 100

30%

Rental Cost Burden

\$760

Median Gross Rent

42% Rent
58% Own

\$134,900

Median Home Value

51%

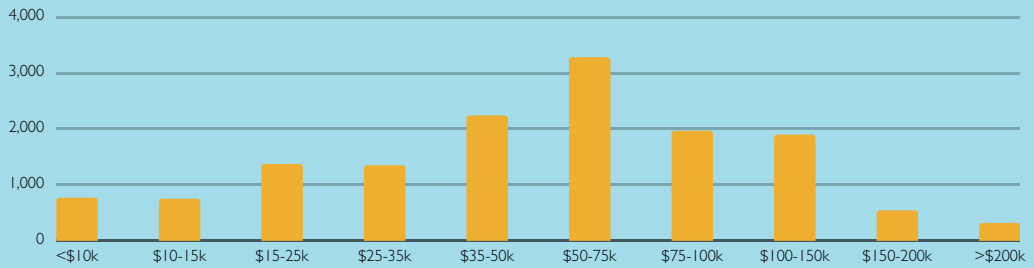
Mortgage Cost Burden

Housing

Cost burden is the percentage of one's income going toward housing expenses

\$54,353

Median Income



Population by Income Group

Income

15%

All People

22%

Children

12%

Seniors

Poverty

Percentage with incomes below the federal poverty level (\$30,000 for a family of four in 2023)

Earned Income

Child

0% 10% 20% 30%

Tax Credits Claimed

40%

30%

20%

10%

0%

High School

Bachelor's Degree

Graduate Degree

Educational Attainment