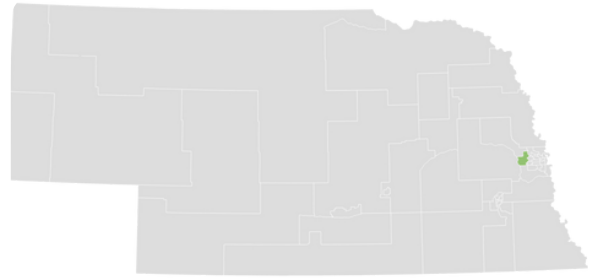
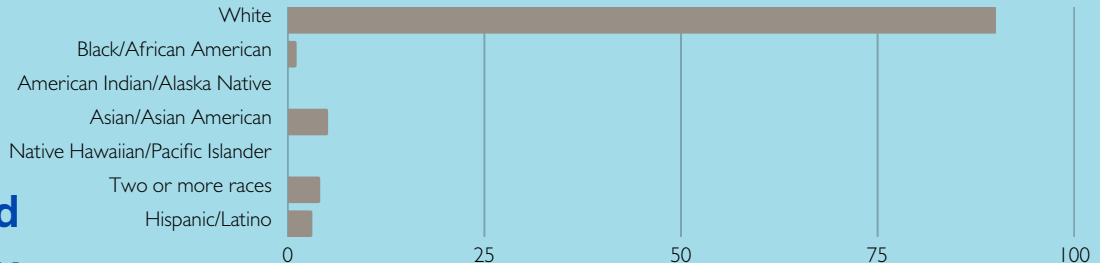


DISTRICT 39

SEN. LOU ANN LINEHAN



Race and Ethnicity



People of all races may identify as Hispanic or Latino so the percentages may not total 100

28%

Rental Cost Burden

\$1,192

Median Gross Rent

23% Rent
77% Own

\$373,200

Median Home Value

52%

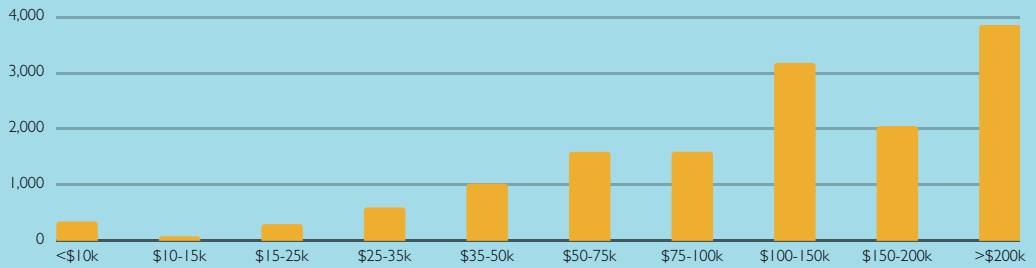
Mortgage Cost Burden

Housing

Cost burden is the percentage of one's income going toward housing expenses

\$124,828

Median Income



Income

Population by Income Group

3%

All People

3%

Children

6%

Seniors

Poverty

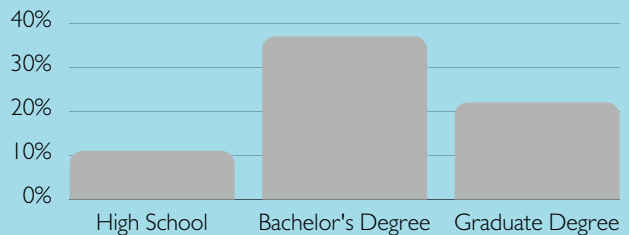
Percentage with incomes below the federal poverty level (\$30,000 for a family of four in 2023)

Earned Income

Child

0% 10% 20% 30% 40%

Tax Credits Claimed



Educational Attainment