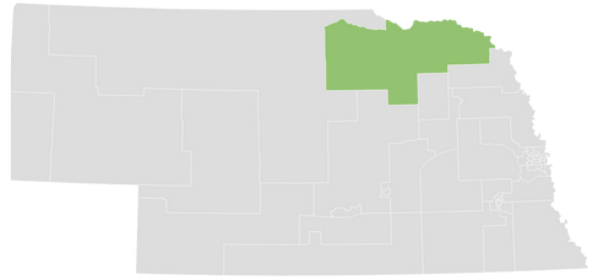
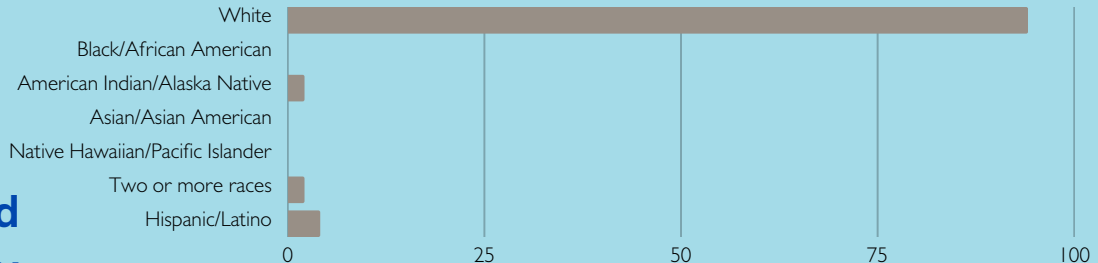


# DISTRICT 40

SEN. BARRY DEKAY



## Race and Ethnicity



People of all races may identify as Hispanic or Latino so the percentages may not total 100

**23%**

Rental Cost Burden

**\$662**

Median Gross Rent

**24% Rent**  
**76% Own**

**\$112,300**

Median Home Value

**58%**

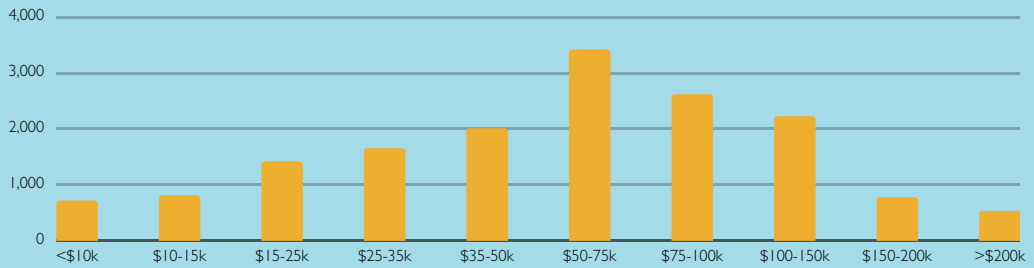
Mortgage Cost Burden

## Housing

Cost burden is the percentage of one's income going toward housing expenses

**\$60,884**

Median Income



## Income

Population by Income Group

**9%**

All People

**9%**

Children

**11%**

Seniors

## Poverty

Percentage with incomes below the federal poverty level (\$30,000 for a family of four in 2023)

Earned Income

Child

0% 5% 10% 15% 20% 25%

## Tax Credits Claimed

40%

30%

20%

10%

0%

High School

Bachelor's Degree

Graduate Degree

## Educational Attainment