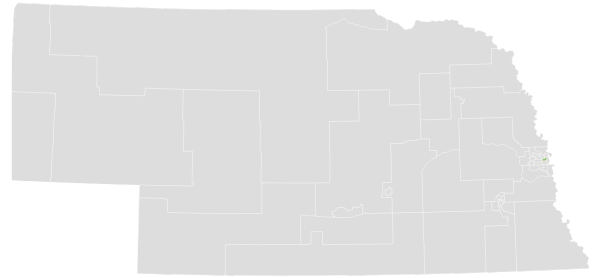
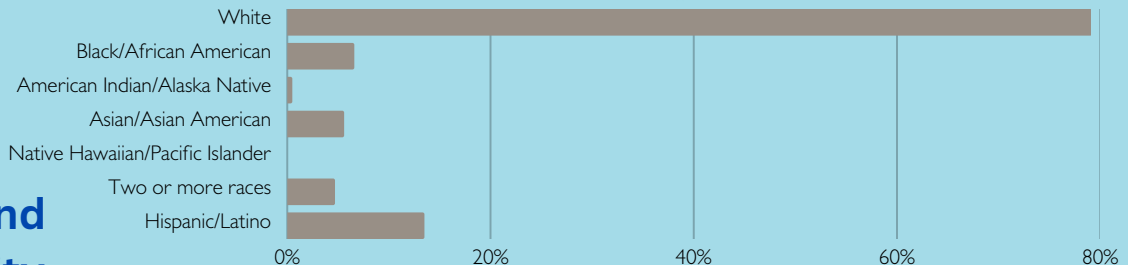


DISTRICT 9

SEN. JOHN CAVANAUGH



Race and Ethnicity



People of all races may identify as ethnically Hispanic or Latino so the percentages may not total 100

39%

Rental Cost Burden

\$979

Median Gross Rent

58% Rent

42% Own

\$169,000

Median Home Value

49%

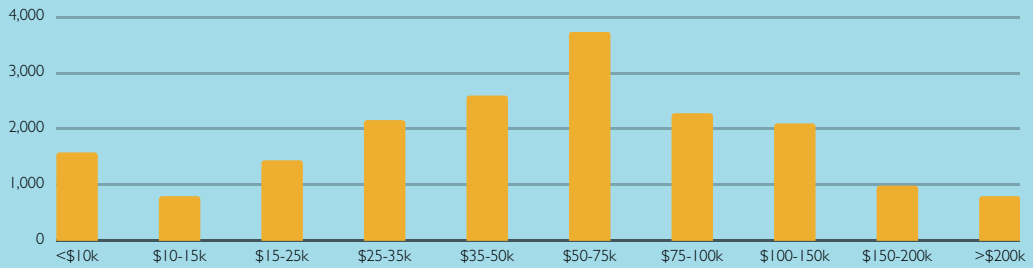
Mortgage Cost Burden

Housing

Cost burden is the percentage of one's income going toward housing expenses

\$53,790

Median Income



Population by Income Group

Income

15%

All People

11%

Children

14%

Seniors

Poverty

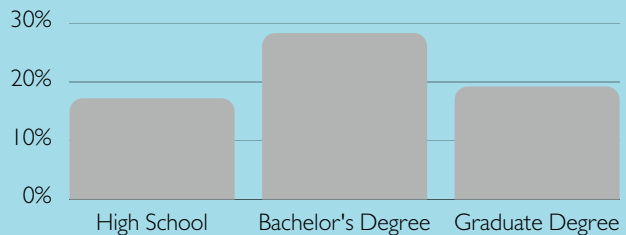
Percentage with incomes below the federal poverty level (\$30,000 for a family of four in 2023)

Earned Income

Child

0% 5% 10% 15% 20%

Tax Credits Claimed



Educational Attainment